

# DB Converter

## User's Guide

IMV CORPOLATION

Document Nimber : TVE-6-3955E

Issued on : June 20, 2014

Pages : 6

Version : 1.1.0

## Index

|    |                          |   |
|----|--------------------------|---|
| 1. | Abstract .....           | 1 |
| 2. | Installation .....       | 1 |
| 3. | Operation.....           | 2 |
| 4. | Switch the language..... | 3 |
| 5. | Error Message .....      | 3 |

## Release Note

| Date       | Version | Notes   |
|------------|---------|---|
| 2014.01.29 | 1.0.0   | Initial                                       |
| 2014.06.20 | 1.1.0   | Add the function of old Air2 database convert |












## 1. Abstract

This Software is for database convert from DB-2004 to DB2012 format.

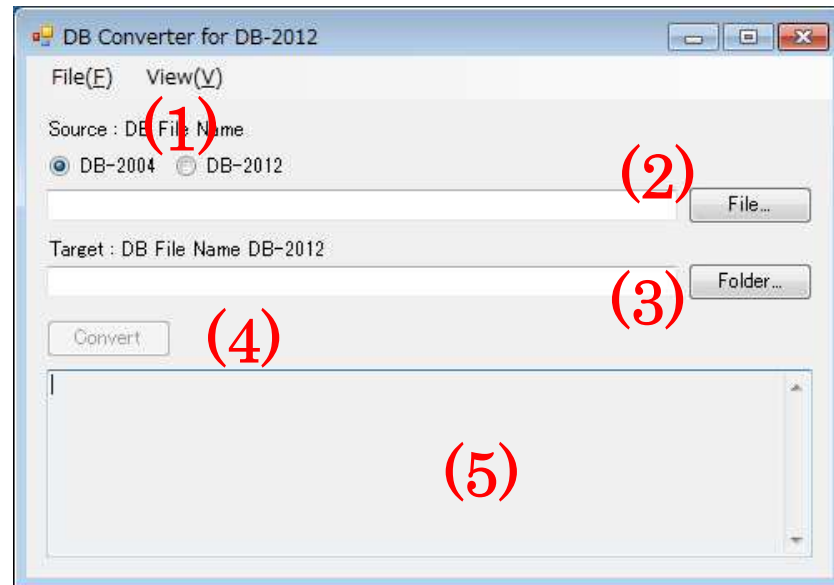
Also, Air2 Database format is different from Android Application Ver2.07 before to later, then this software has the capability of database convert from Air2 old format to new format.

## 2. Installation

Only to do for installation is that copy Air2Converter folder from CD to PC's target folder. [DBConverter.exe] is the executable application file.

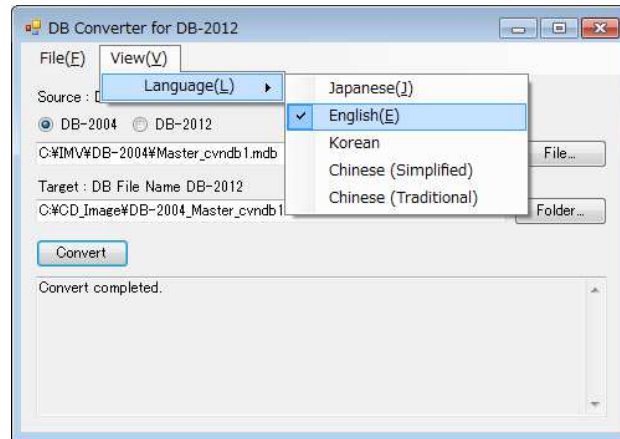
|  |                  |     |
|--|------------------|-----|
|  ja                       | 2014/07/04 9:13  | フ   |
|  ko                       | 2014/07/04 9:13  | フ   |
|  zh-Hans                  | 2014/07/04 9:13  | フ   |
|  zh-Hant                 | 2014/07/04 9:13  | フ   |
|  DBConverter.exe        | 2014/06/16 13:30 | ア   |
|  DBConverter.exe.config | 2014/06/16 13:30 | Vis |
|  History.txt            | 2014/06/16 13:30 | テ   |
|  msvcrt100.dll          | 2014/06/16 13:30 | ア   |
|  SQLite.Interop.dll     | 2014/06/16 13:30 | ア   |
|  System.Data.SQLite.dll | 2014/06/16 13:30 | ア   |
|  Template.db            | 2014/06/16 13:30 | Da  |

### 3. Operation



- (1) Select the database type. We explain the operation about DB-2004's case. In case of DB-2012, the operation is much same as DB-2004's one.
- (2) Select the master database of DB-2004.
- (3) Specify the folder in which converted database is stored. And you can change the name of database after specify the folder.
- (4) After (1) and (2), the convert button is active. You can start to convert.
- (5) After convert normally, [ Convert completed] is showed on the screen.
- (6) The default setting is that the name of database is [DB-2004\_Master\_cvndb1.db] on the specified folder. Also, the referred wave files and FFT files are copied to the folder [C:\IMV\DB-2012\DB-2004Wave\]

#### 4. Switch the language



From View menu, you can select the language like above screen shot. After selecting language, the message of restart is showed, please terminate the application and restart it.



#### 5. Error Message

If the Non-exist files are referred in the target master database, the message of “can not find files” is showed.

And another error messages is showed below.

- DB Connect Error !! In case of not open the master database, please check and specify the another database.
- DB Disconnect Error !! Not close the database normally
- DB Delete Error !! Not delete the table normally
- DB Add Field Error !! Not add the field in the table
- DB Insert Error !! Not add or insert the data in the table
- Execute SQL Error !! Not operate SQL sentences